

POWER DISTRIBUTION UNITS

MANAGED,
MONITORED
AND BASIC

CONTEG

Power Distribution Units

Our portfolio of rack Power Distribution Units (PDUs) for IT environments with high power density comprises 3 types—**managed PDUs**, allowing the user to control individual outlets or groups of outlets remotely via a data network, **monitored PDUs** enabling remote monitoring of current and energy consumption from the PDU and **basic PDUs** without additional features. PDUs offer a combination of outlets, including national outlet styles combined with industrial outlets.



safe



different sizes



high metering
precision



remote
control

Overview of Power Distribution Units (PDUs)	Managed	Monitored	Basic
Metered (V, A, f, PF, kVA, kW, kWh)	✓	✓	–
Input metering	✓	✓	–
Metering of individual outlets (models POM)	✓	✓	–
Switching of individual outlets	✓	–	–
Primary-Secondary connection	✓	✓	–
SNMP	✓	✓	–
Modbus TCP	✓	✓	–

Managed Power Distribution Units

- Remote control over individual outlets (switching on/off)
- Monitoring of energy consumption from individual outlets (PDU versions with POM designation)
- Available in different colors
- Connection: 1-phase 230 V AC or 3-phase 230/400 V AC, 16 A or 32 A
- Outlets on PDUs: in different numbers according to the type IEC320 C13, IEC320 C19
- Input plug: EN 60309, IEC320 C20

Monitored Power Distribution Units

- Monitoring of energy consumption from individual outlets (PDU versions with POM designation)
- Available in different colors
- Connection: 1-phase 230 V AC or 3-phase 230/400 V AC, 16 A or 32 A
- Outlets on PDUs: in different numbers according to the type IEC320 C13, IEC320 C19
- Input plug: EN 60309, IEC320 C20

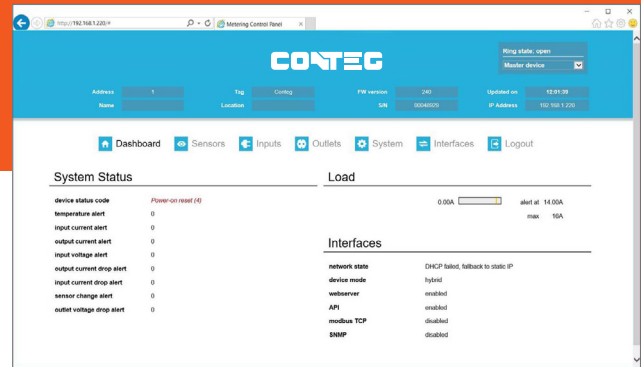
Basic Power Distribution Units

- Versions for horizontal (on 19" and 10" extrusions) and vertical mounting
- Connection: 1-phase 230 V AC or 3-phase 230/400 V AC, 16 A or 32 A
- Output types: UTE, SCHUKO, UK, IEC320 C13, IEC320 C19 (other types possible on request)
- Max. load: 16 A, 250 V – for SCHUKO/UTE or IEC320 C19
13 A, 250 V – for UK
10 A, 250 V – for IEC320 C13



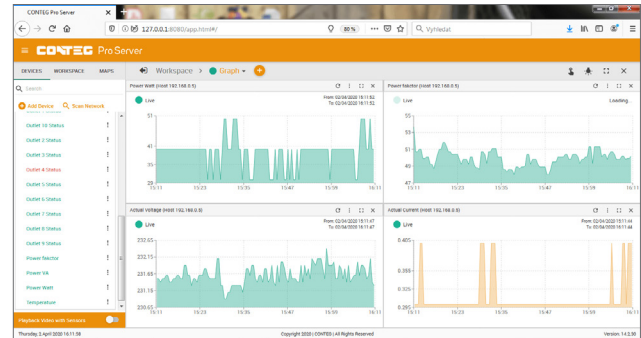
User-Friendly Web Interface

Enables the remote setting of PDU parameters and control of individual outlets of the given PDU. Provides access to all data and statistics to optimize infrastructure management.



Integration of PDUs into a Monitoring System

Monitored and managed PDUs allow connecting to CONTEG Pro Server central monitoring system via SNMP (v1, v2, and v3), Modbus and API, or another 3rd party system.



Selected Accessories



Inline Meter

The 1-phase or 3-phase inline power meter with an illuminated display is designed for measuring of parameters on the lead-in cable to basic PDUs and is easy to connect into existing circuits.




Output Power Cables

Cables are available in different colors, lengths, types of input/output, and protection against unplugging (P-Lock).



Locking Inserts

Includes sleeves for C13, C19 outlets, and C20 inlets, as well as locking clips for C13 outlets, which are suitable for some types of basic PDUs.



Bracket for Vertical Installation of PDU

Allows vertical mounting of up to 2 basic, monitored, or managed PDUs side by side into a rack with A-type 19" extrusions. Besides, the perforation on the bracket can be used for cable management. It is possible to set the position of the bracket to minimize the used space. Easy installation is done using only 2 screws.

www.conteg.com

CONTEG, spol. s r.o.

Stetkova 1638/18
140 00 Prague 4
Czech Republic

Tel.: +420 565 300 358

info@conteg.com