

OVERVIEW OF IMPROVEMENTS

PREMIUM Server RF1


An unrivaled new rack designed for the most demanding conditions and applications. Its cornerstone is a highly rigid, laser-welded frame made of patented profile to ensure maximum rigidity and load capacity of up to 2 000 kg.

DESIGN AND USER-FRIENDLINESS

Square design with no angled parts

Vertical door lines


Cable entry in the lid, easy cable installation—[watch video](#)



Easy sliding of marked extrusions—[watch video](#)

EASY INSTALLATION

Easy installation of the vertically divided socket panels—[watch video](#)



Easy connection of racks in a row—[zhlédnout video](#)



MAXIMUM USAGE OF USER-SPACE

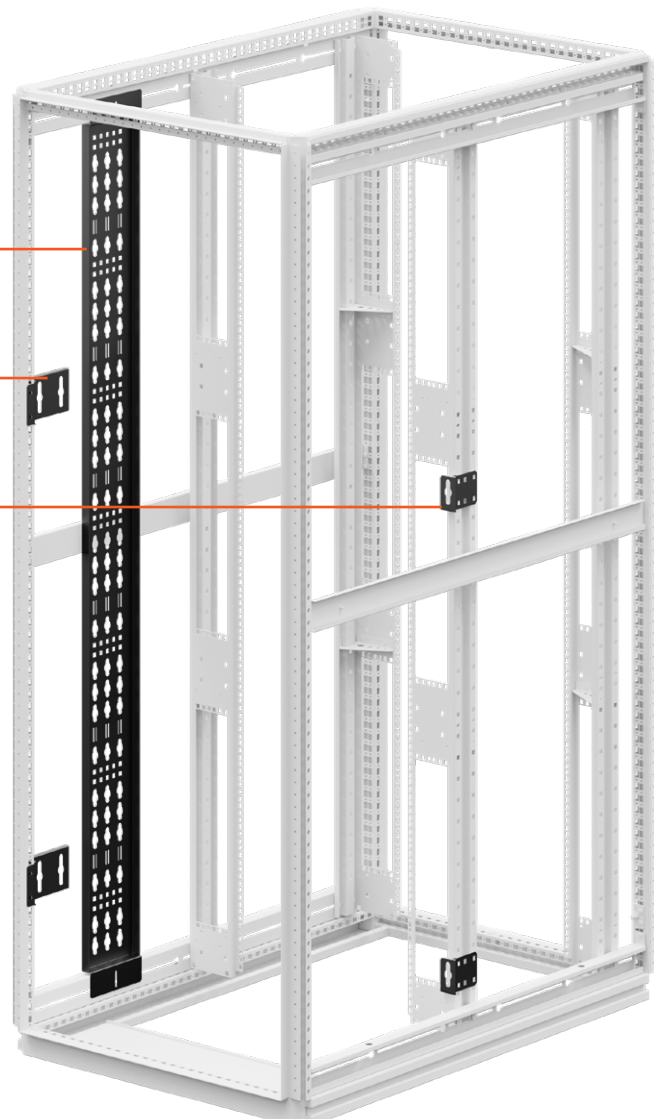
Universal panel for installation of several PDUs and/or cable management



Flexible universal rack frame brackets for PDUs with tool-free PDU installation



Flexible universal 19" extrusions brackets for PDUs with tool-free PDU installation



SCALING OPTIONS

The RF1 rack design allows the customer to grow beyond what one might expect. The RF1 rack can be placed on top of another RF1 rack to gain more space.

Available configurations:

RF1 rack		Width (mm)	Total RF1 height	Total U space
Bottom	Upper			
42U	27U	600	69U	69U
42U	27U	800	69U	89U
47U	27U	600	74U	74U
47U	27U	800	74U	94U
52U	27U	600	79U	79U
52U	27U	800	79U	99U
42U	42U	600	84U	84U
42U	42U	800	84U	108U

